

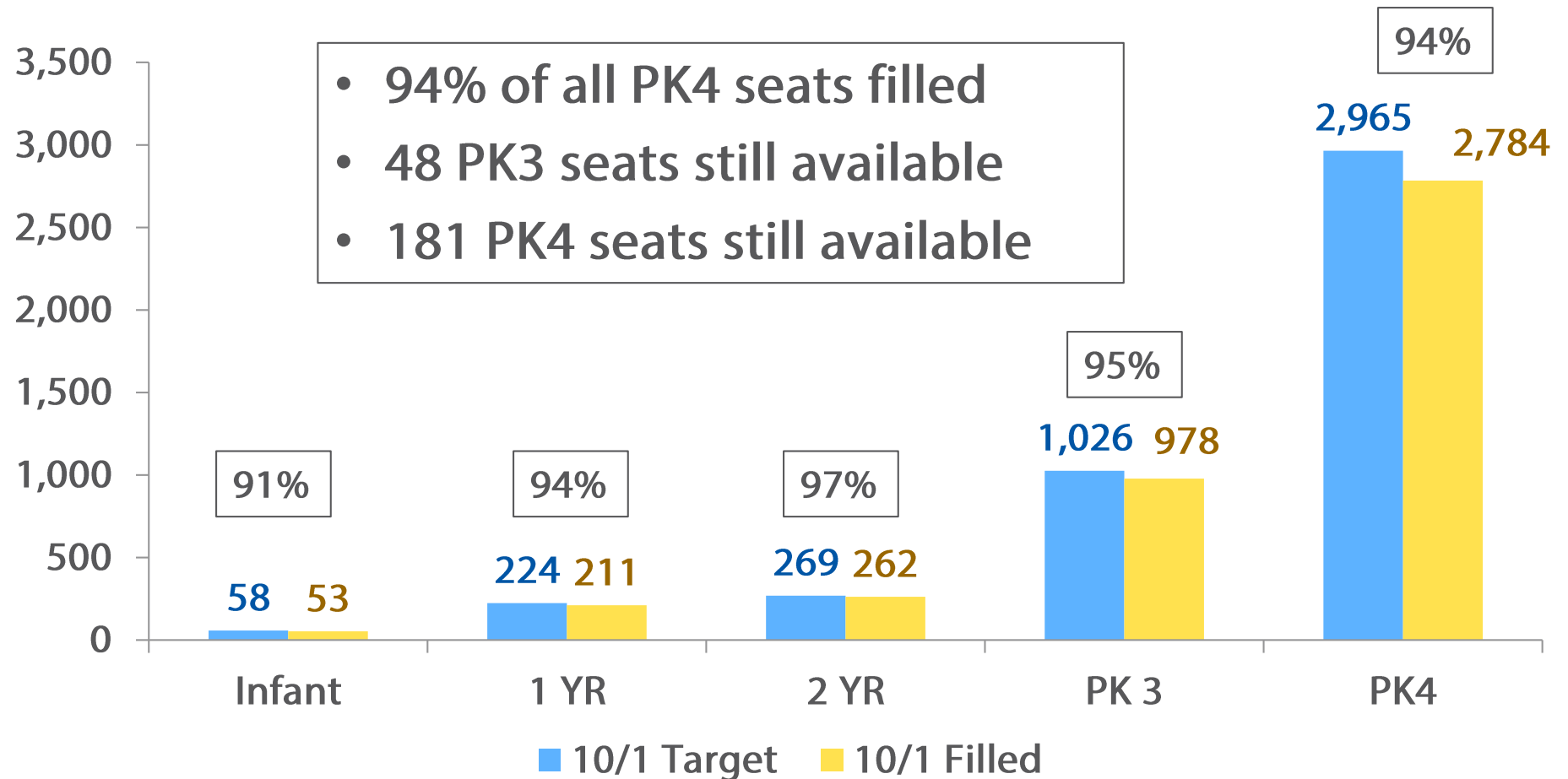
Coordinated Enrollment Data & Systemwide Needs

At the November NOEEN Steering Committee meeting, NOEEN will be asked to approve recommendations to the Louisiana Department of Education for the number of LA 4, NSECD, and PEG seats that should be allocated to each site for the 2017-18 program year through the Coordinated Funding Request process.

Because all of these seats were enrolled through EnrollNOLA this year, we are able to review parent demand data to inform these recommendations.

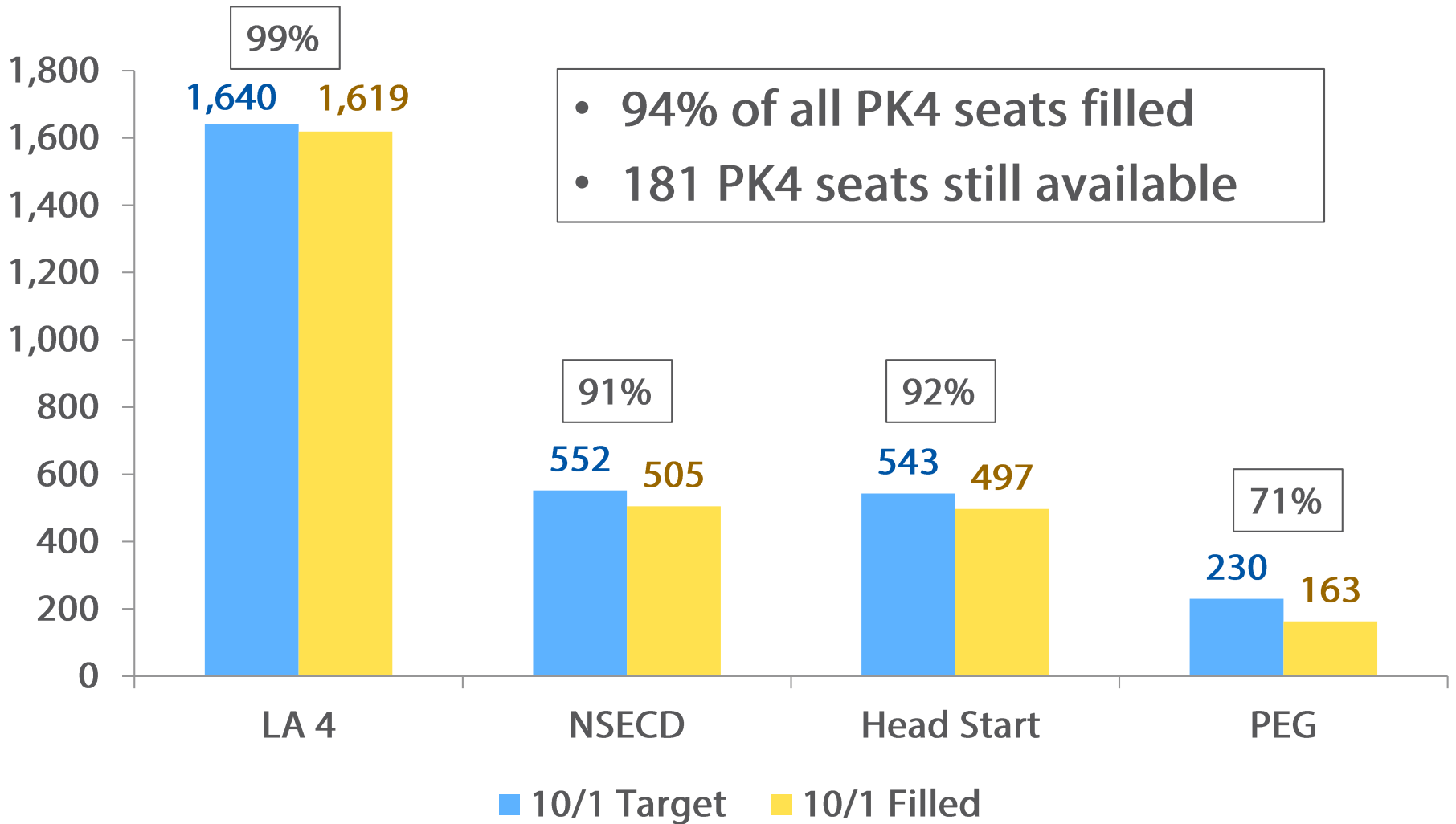
This presentation will share a systemwide view of how these seats were enrolled to help inform whether seats should be increased or decreased in each funding stream and setting.

Enrolled Students by Age Cohort (9/26/16)



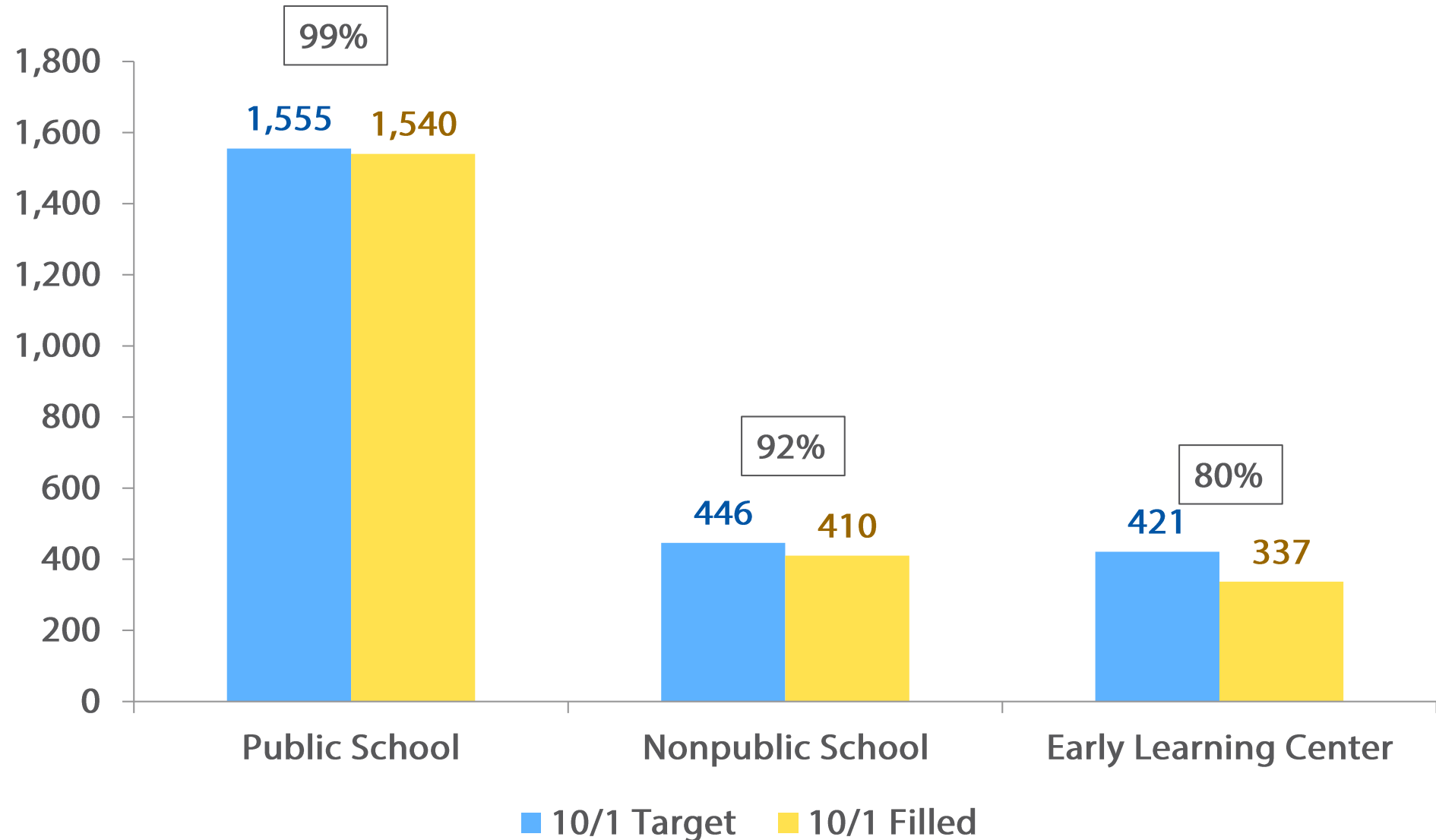
*Excludes the following seats: Gifted; tuition-based; Head Start PK3 and PK4 at St. Paul the Apostle (which are not yet available); Available Infant, 1YR, and 2YR seats are those being reserved for children who are homeless or have disabilities

PK4 By Funding Source (9/26/16)



*Excludes the following seats: Gifted; tuition-based; Head Start PK4 at St. Paul the Apostle (which are not yet available)

LA4, NSECD, & PEG by Setting (9/26/16)



Allocations Year to Year

Last year, NOEEN requested additional PK4 seats for all programs that applied for the seats and met a minimum quality bar.

Given the data we have now, should NOEEN do things differently this year?

Funding Source	15-16 Allocations	Current Allocations*	Increase Yr to Yr	# of "New" Seats Filled	% of "New" Seats Filled
LA 4	1,622	1,640	18	0	0%
NSECD	462	552	90	43	48%
PEG	120	230	110	43	39%
<i>Totals</i>	<i>2,204</i>	<i>2,422</i>	<i>218</i>	<i>86</i>	<i>39%</i>

*These allocations reflect recent reductions in the number of seats for a few NSECD and PEG programs.

Potential Implications for Coordinated Funding Request

- What data would demonstrate that a particular program's seats should be increased or decreased?
- What additional data should we review to help inform the decisions for the November NOEEN meeting?
 - ✦ How many total children were verified at the different eligibility levels this past year (100% of FPL and 185% of FPL) for PK4 programs? And how does this compare to the number of seats we have available?
 - ✦ How does enrollment for programs "new" to OneApp compare to those that have been in OneApp for 1 or more years?
 - ✦ Demand data for individual programs
 - ✦ How much of this do we think is related to program recruitment efforts, information for families, and enrollment process supports for staff and families?